



**BASANT VALLEY PUBLIC SCHOOL
SECTOR - 46, GURUGRAM**

**SUMMER HOLIDAY HOMEWORK
SESSION: 2021-22
CLASS-1ST**



Dear Students,

Hope you and your loved ones are in a cheerful position and coping well through these strange unprecedented times.

Summer vacation is a time full of fun and enjoyment. We have planned some interesting work and activities to make you summers full of creativity.

- **It is best to have a regular wake-up time and bedtime.**
- **Start your day with some exercises and yoga postures that you have learnt during fitness sessions.**
- **Keep an activity log of all your activities.**
- **Make your own time-table.**
- **Be active and help your parents in household chores.**
- **Limit screen time-TV, computer, and video game to the least.**
- **Engage in some activities like cooking, painting, dancing, singing, etc.**
- **It is the best time to wear your thinking caps and try your hands at DIY activities and sharpen your scientific skills.**
- **Spend quality time with your parents, grandparents and siblings and imbibe good mannerism and values from them.**

Keeping this in mind, we have designed the Holiday Homework which help to create a nurturing and creative environment for your child. It would teach your children to work independently and would improve their basic academic skills, such as reading, writing, and spellings and would help them develop personal skills and time management.

Do's	Don'ts
<ul style="list-style-type: none"> • Always start your day with prayers 	<ul style="list-style-type: none"> • Don't sleep late in the night
<ul style="list-style-type: none"> • Drink lots of liquids like water, juice etc. and eat healthy food 	<ul style="list-style-type: none"> • Don't eat junk food
<ul style="list-style-type: none"> • In case you go outside, wear masks, use sanitizers 	<ul style="list-style-type: none"> • Don't go outside without your parents permission
<ul style="list-style-type: none"> • Wash your hands frequently 	<ul style="list-style-type: none"> • Don't touch your eyes, nose or mouth
<ul style="list-style-type: none"> • Wish your elders and guests 	<ul style="list-style-type: none"> • Don't play lots of mobile games
<ul style="list-style-type: none"> • Help your parents at home by putting your things in place 	<ul style="list-style-type: none"> • Don't litter things here and there

Note –

- Last Date of Submission of Holiday Homework – 5th July 2021 (Monday).

General Instructions: -

- 1) Parents are requested to only guide their children while doing the assignment.
- 2) Project Homework will be assessed on the basis of neatness, creativity and Originality of ideas.



हिंदी

अभ्यास पत्र - १

अ-आ (अ-1)

1. चित्रों को शब्दों से मिलाएँ।



टमाटर



बतख



रथ



तबला



कमल

2. चित्रों के नाम लिखें।



.....



.....



.....



.....



.....



.....

3. जिनके नाम में 'आ' की मात्रा (1) है, उन पर (✓) का निशान लगाएँ।

अनार

घर

कमल

आग

बरतन

बादाम

छाता

बतख

4. 'अ' से शुरू होने वाले एक फल और एक सब्जी का नाम लिखें।

फल

.....

सब्जी

.....

5. नीचे दिए गए अक्षरों की सहायता से 'आ' (I) की मात्रा लगाकर चार नए शब्द बनाएँ।

ज

ल

न

म

6. चित्रों की सहायता से वाक्य पूरे करें।



क. चखा।



ख. लाओ।



ग. आई।



घ. रमन मत पकड़।

7. 'अ' (I) की मात्रा लगाकर शब्द पूरे करें।

क. लड़क.....

ख. क.....जल

ग. चा.....वल

अभ्यास पत्र - २

इ-ई (ि -ी)

1. 'इ' (ि) या 'ई' (ी) की मात्रा लगाकर शब्द पूरा करें और लिखें।

साइकल ततली वमान
.....

खर मछल पपता
.....

2. चित्र देखकर वाक्य पूरा करें।

क.  दाना लाई।

ख.  मत पकड़।

ग.  आया।

घ.  जला।

3. 'इ' (ि) और 'ई' (ी) की मात्रा से बने दो-दो शब्द लिखें।

'इ' (ि) 'ई' (ी)
.....
.....

4. 'इ' (ि) या 'ई' (ी) की मात्रा लगाकर शब्द पूरे करें और लिखें।

बारश रव डाकया
.....

रववार सरद पपल
.....

5. चित्र देखकर वाक्य पूरे करें।



क. पापा लाए।



ख. पानी पी।




ग. दौड़ा।



घ. पहन।

★ सप्ताह में दो बार सुलेख लिखिए (हिंदी की पांच पंक्तियों वाली पुस्तिका में)

★ चित्र देखकर निम्न वर्ग पहेली में उनके नाम ढूंढो और खानो में रंग भरो: -



पा	ल	क	क्ष	बा	द	ल
य	ग	ल	क	ल	अ	इ
ल	च	म	ग	ज	र	का
न	छ	प	म	उ	च	ठ
द	त	ब	ला	छ	क	इ
इ	अ	ट	ब	ता	ला	ब
ज	या	न	ख	ला	ढ	स



क्रियाकलाप १

हिंदी वर्णमाला से लूडो बनाओ ।



चौकोर आकार के चार्ट पर वर्णों का लूडो बनाएँ

क्रियाकलाप २

फलों का चटपटा सलाद बनाना सीखिए।



★ प्रत्येक सप्ताह हिंदी वर्णमाला के अक्षरों की सही बनावट के साथ लिखने का अभ्यास करें।

स्वर

अ आ इ ई उ ऊ

ए ऐ औ औं अं आः

वर्णमाला

व्यंजन

क ख ग घ ङ

च छ ज झ ञ

ट ठ ड ढ ण

त थ द ध न

प फ ब भ म

य र ल व श

ष स ह क्ष त्र ण

E.V.S

WORKSHEET - 1

OUR BODY

I. Pictures of things that we use at home to take care of our body are given in the box. Write the names of the body part for which they are used.



1. _____



2. _____



3. _____



4. _____



5. _____

II. Name the correct body part.

1. We smell with our _____.
2. We hear with our _____.
3. We see with our _____.
4. We feel with our _____.
5. We taste with our _____.

III. Fill in the blanks.

1. We kick a ball with our _____.
2. We hold a book with our _____.
3. We use our _____ to walk.
4. We play the piano with our _____.
5. The _____ covers our entire body.



IV. Choose the part of our body, which come in pairs, from the box given below

head ears eyes chest nose
feet hands mouth knees legs

1. _____

2. _____


3. _____

4. _____

5. _____

6. _____

V. Fill in the blanks by using the words from the help box: -



I can _____ and _____ with my nose.

I can _____ and _____ with my hands.

I can _____ and _____ with my mouth.

I can _____ and _____ with my eyes.

I can _____ and _____ with my ears.

Help Box

write	smell	see	pierce	breathe
clap	speak	hear	wink	eat

WORKSHEET - 2

OUR FAMILY

I. Fill in the missing letters. Look at the pictures for hints.

1. C _ R _ E



2. F _ M _ L Y



3. S H _ R _



4. L _ _ E



5. H _ L P _ N G



II. Match the following.

- | | |
|-----------------|--|
| 1. Ankur | a. parents of our parents |
| 2. surname | b. brother of Ankita |
| 3. parents | c. lives together |
| 4. grandparents | d. a family name shared by the members of a family |
| 5. A family | e. father and mother |

Activity - 1



- **Make a family tree and write the name with picture of your family members in the family tree.**

Activity - 2



STEPS-

1. Take 5 colourful A4 size sheets , fold the sheets and paste all the sheets from center to make a book.
2. Start your book by pasting your picture on front page and then write everything about yourself to complete the book.
3. Decorate your book.

Computer

Activity

- Collect pictures of different kinds of machines used at home and paste them on a sheet of a chart paper. Tick the ones that need electricity to work.

MATHS

Worksheet - 1

Fill in the missing numbers





16		18	12		14
3		5	13		15
6		8	1		3
11		13	14		16
0		2	17		19
15		17	5		7
9		11	18		20



Worksheet - 2



Match the object with its shape:

Object	Shape
a. 	Circle
b. 	Rectangle
c. 	Triangle
d. 	Square



Mark the corners in each figure and write the number of corners in each:



Number of corners = ___



Number of corners = ___



Number of corners = ___



Number of corners = ___

Worksheet - 3

Subtraction


Example:




$$6 - 1 = 5$$



$$8 - 4 = \square$$



$$6 - 5 = \square$$



$$4 - 2 = \square$$












$$3 - 1 = \square$$



$$6 - 3 = \square$$

Worksheet - 4
NUMBER BONDS

Write the missing number to make 10

Worksheet - 5

Addition + 0

$$\begin{array}{r} +0 \\ 9 \\ \hline \end{array}$$

$$\begin{array}{r} +2 \\ 0 \\ \hline \end{array}$$

$$\begin{array}{r} +0 \\ 8 \\ \hline \end{array}$$

$$\begin{array}{r} +0 \\ 6 \\ \hline \end{array}$$

$$\begin{array}{r} +7 \\ 0 \\ \hline \end{array}$$

$$\begin{array}{r} +5 \\ 0 \\ \hline \end{array}$$

$$\begin{array}{r} +10 \\ 0 \\ \hline \end{array}$$

$$\begin{array}{r} +0 \\ 2 \\ \hline \end{array}$$

$$\begin{array}{r} +6 \\ 0 \\ \hline \end{array}$$

$$\begin{array}{r} +0 \\ 3 \\ \hline \end{array}$$

$$\begin{array}{r} +4 \\ 0 \\ \hline \end{array}$$

$$\begin{array}{r} +0 \\ 1 \\ \hline \end{array}$$

Worksheet - 6

Addition

Count the objects, write the numbers and find the sum (1-5)



+



=



+



=



+



=



+



=



Worksheet - 7

Ascending Order













Write the smallest and greatest numbers in each set and also arrange them in ascending order



	Smallest	Greatest	Ascending Order
1, 3, 5, 4	<input type="text"/>	<input type="text"/>	<input type="text"/> <input type="text"/> <input type="text"/> <input type="text"/>
3, 0, 7, 2	<input type="text"/>	<input type="text"/>	<input type="text"/> <input type="text"/> <input type="text"/> <input type="text"/>
9, 8, 5, 1	<input type="text"/>	<input type="text"/>	<input type="text"/> <input type="text"/> <input type="text"/> <input type="text"/>
6, 7, 4, 0	<input type="text"/>	<input type="text"/>	<input type="text"/> <input type="text"/> <input type="text"/> <input type="text"/>
5, 9, 2, 1	<input type="text"/>	<input type="text"/>	<input type="text"/> <input type="text"/> <input type="text"/> <input type="text"/>
3, 6, 10, 8	<input type="text"/>	<input type="text"/>	<input type="text"/> <input type="text"/> <input type="text"/> <input type="text"/>
7, 4, 0, 2	<input type="text"/>	<input type="text"/>	<input type="text"/> <input type="text"/> <input type="text"/> <input type="text"/>

Worksheet - 8

Count the balls and fill the box

 <input type="text" value="3"/> <input type="text" value="5"/>	 <input type="text"/>	 <input type="text"/>	 <input type="text"/>
 <input type="text"/>	 <input type="text"/>	 <input type="text"/>	 <input type="text"/>
 <input type="text"/>	 <input type="text"/>	 <input type="text"/>	 <input type="text"/>

Worksheet - 9

Greater than or Less than

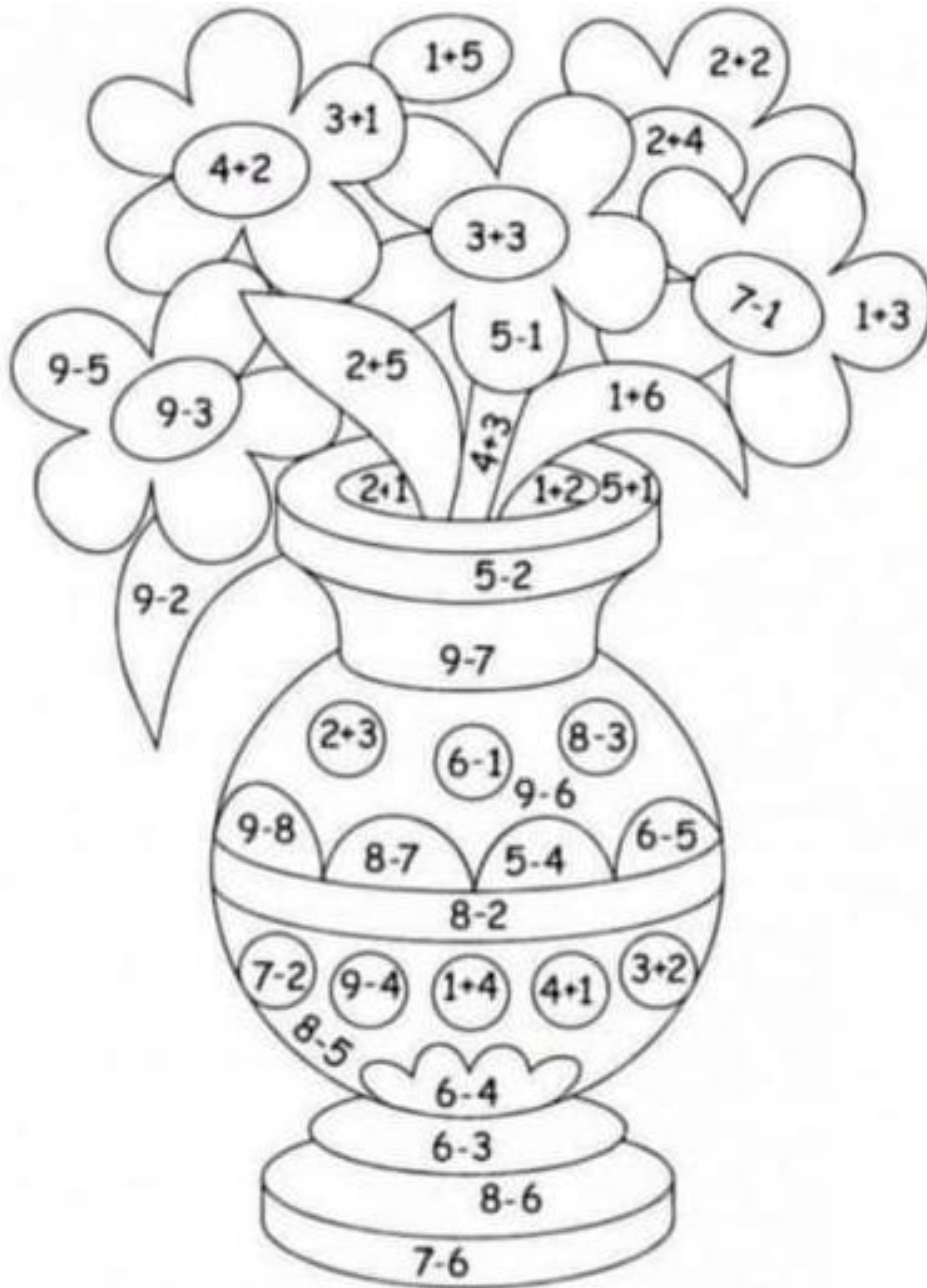
($>$, $<$, $=$)

Write the correct symbol in each circle

9 ○ 5	3 ○ 3
8 ○ 10	9 ○ 6
1 ○ 1	5 ○ 7
7 ○ 6	2 ○ 5
10 ○ 4	4 ○ 8
6 ○ 9	7 ○ 7

Worksheet - 10

Color the flower pot by adding and subtracting the number given



-  1
-  2
-  3
-  4
-  5
-  6
-  7

English

Literature

- Read any 3 stories from the reading list given below and learn any one story that will be presented in class after summer break.

List of stories -

- **Jungle book**
- **Bubbles own up**
- **Pepper learns good habits**
- **Pepper is jealous**

On the basis of the book read by you complete the worksheet given below: -

Directions: Fill in each strawberry to tell about your book.

Name the main character of the story

Write any three naming words

1. _____

2. _____

3. _____

Write any three new words you have learnt

Write any one pair of rhyming words

Title: _____

Author: _____

Project work

- Make vowel string (**a e i o u**) with minimum 10 words each.
- Paste a picture of **Market/Mall** on A3 colored sheet and write the name of 10 things that you would like to buy got your summer break.

Activity

- **Word Joiner:** - Join the two words together to make a new word on A3/A4 sheet.

Like this: -

S.NO	WORD 1	+	WORD 2	=	WORD 3
a.	air	+	plane	=	airplane
b.	high	+	way	=	
c.	motor	+	cycle	=	
d.	rail	+	road	=	
e.	row	+	boat	=	
f.	space	+	ship	=	
g.	street	+	car	=	
h.	tug	+	boat	=	
i.	wind	+	shield	=	
j.	star	+	board	=	
k.	motor	+	bike	=	
l.	sail	+	boat	=	
m.	sub	+	marine	=	
n.	auto	+	mobile	=	

- Write the spelling of your name in capital letters **on A4/A3 sheet**. Write two words with each alphabet of your name.

Like this: -

U	T	K	A	R	S	H
Umbrella	Tiger	Kite	Aeroplane	Rabbit	Sun	Hat
Up	Tap	King	Apricot	Ring	Star	House

My Special Day with DAD

"Father's Day Sunday, 20 June 2021"

*"My Dad is so special, he is strong and smart, that is why I love him so with all my little heart!!
Happy Father's Day!!"*



Fun Activity with Dad

Make Watermelon Popsicles (Chuski)

Ingredients: -

- **1 glass watermelon juice**
- **1/2 Lemon juice**
- **Sugar powder, (if required)**



How to make Watermelon Popsicles (Chuski)?

- Remove seeds from the watermelon and grind to extract its juice and sieve it.
- Add lemon juice to it and mix well.
- Add sugar powder (if required).
- Mix and pour in kulfi moulds.
- Freeze for at least 3 hours and it is ready.



Enjoy the mouthwatering chuski with your Dad and have fun!!


TABLE MAT

Theme: -Sight Words Pops

Learning Objective: - To make the children read Sight Words.

Materials Required: -

- A4 size pastel sheet
- Cut out of Popcorn tub
- Cut outs of Pops



Instructions: -

- Cut a popcorn tub from a colourful sheet and paste it on the A4 size pastel sheet of any bright colour.
- Cut the pops of yellow coloured sheet, write the sight words or take a print out of the same and paste it as shown in the given picture.
- Sight words to be mentioned on pops are - **he, she, his, her, this, that, my, me, you, i, was, were, has, have, had, they etc.**
- Train your child to use **blunt scissors** and encourage them to do the cutting work on their own. This will develop their fine motor skills and will improve their eye hand coordination.
- Decorate the sheet with a colourful border.
- Paste a passport size photograph of the child on the cut out of popcorn tub. Write name, class, section and get the table mat laminated.

Grammar


Worksheet -1

Write a sentence for each picture

Truck



Pig



Forest



Car



House



Rain



Family



Doctor



Fire Engine



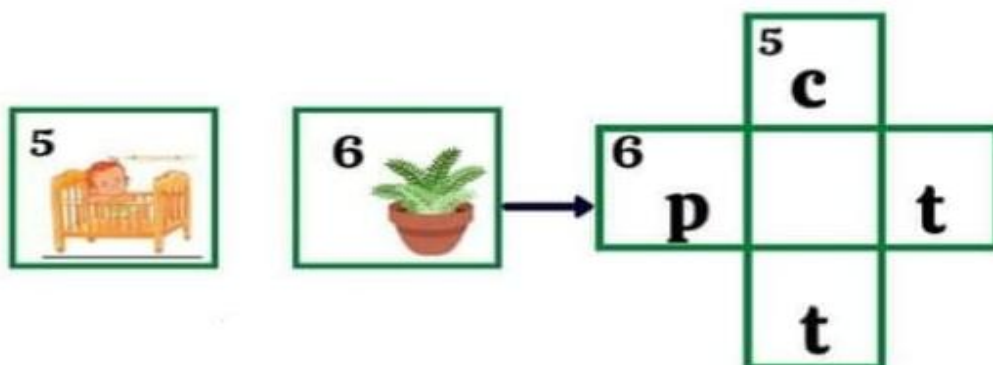
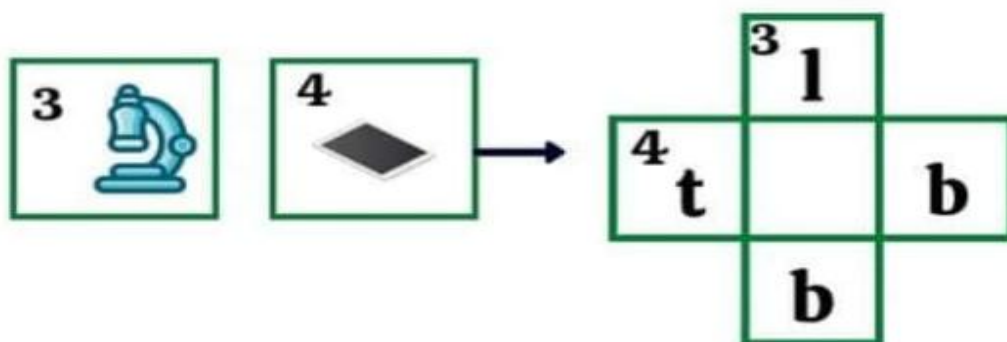
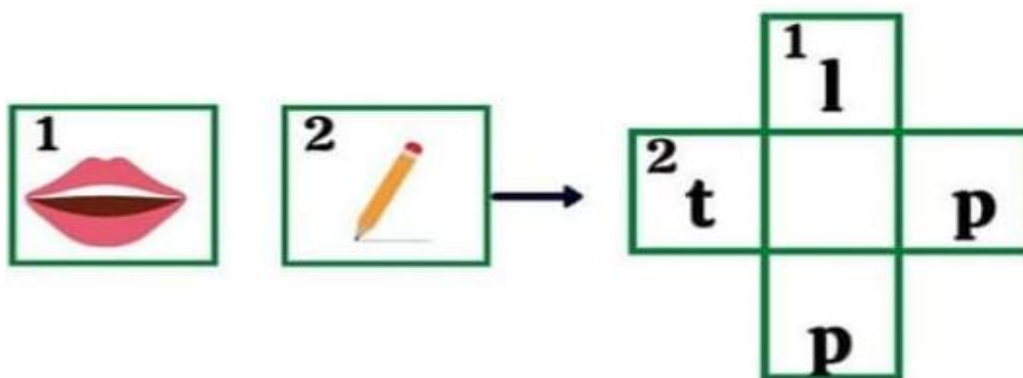
Tail



Worksheet - 2

Short Vowel Crossword Puzzle

Fill in the correct vowel in the missing box

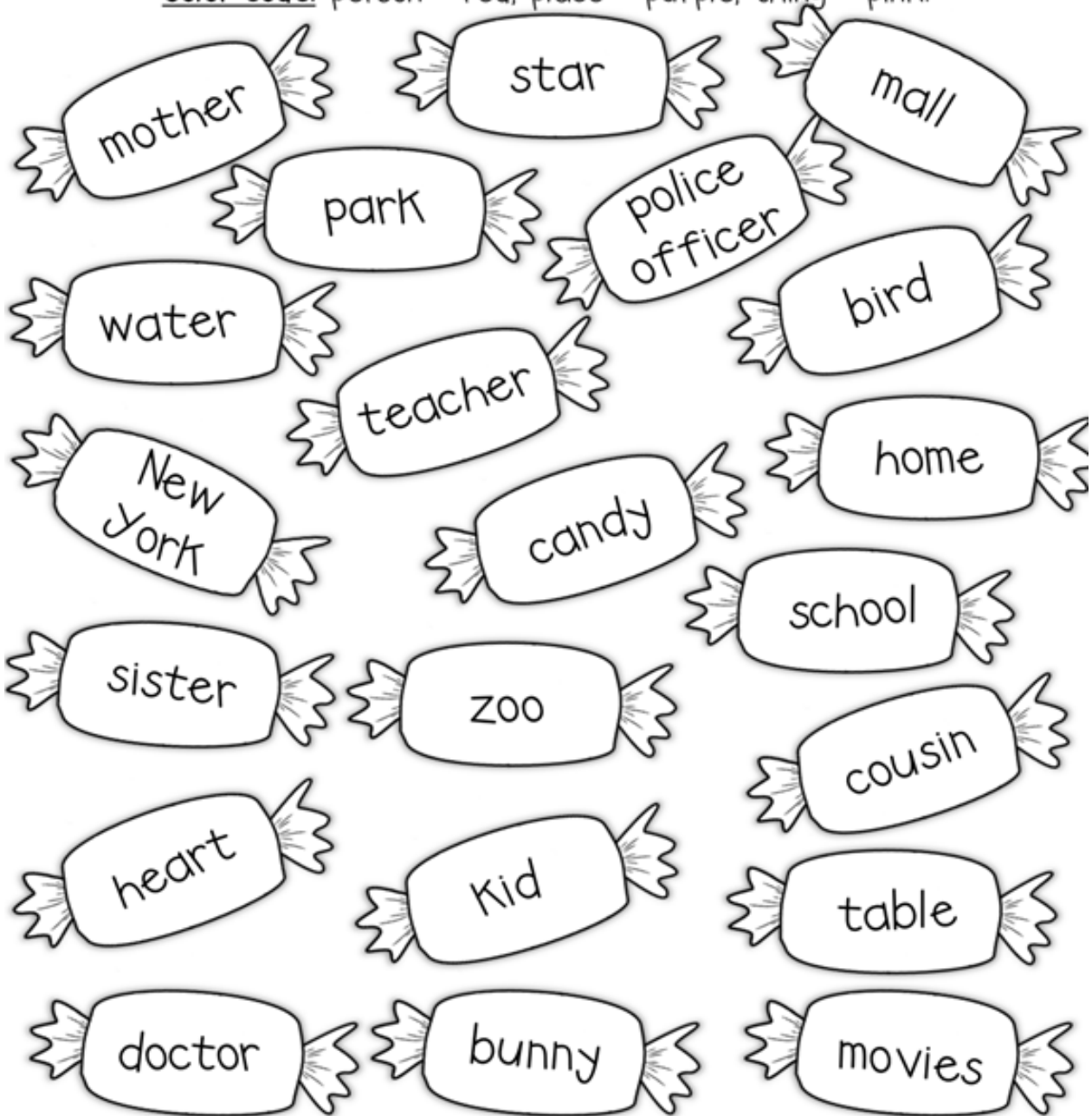


Worksheet - 3

Sweet Nouns

Directions: Read the nouns on the candy. Use the color code to color the candy.

Color code: person = red, place = purple, thing = pink.



Worksheet - 4

Write the opposites of the following words

➤ Hot _____

➤ Fast _____

➤ Happy _____

➤ Short _____

➤ Out _____

➤ Left _____

➤ On _____

➤ Up _____

➤ Dark _____

➤ Young _____

Worksheet - 5

Picture Composition

Write 2-3 lines for each picture








Worksheet - 6

Picture Comprehension

Read the short story and answer the questions

The Dog

The dog's name is Jerry. He has brown fur and is very playful. He loves to chase his ball in the park.



1. What is the dog's name? _____

2. What color is the dog's fur?

A. Brown

B. Blue

C. Black

**Now color the picture in with the fur.*

3. What does the dog like to do at the park?

4. Do you have a dog? _____

Video

Make any one short video on:

General awareness

Good habits

Moral values

E.g.

- ★ How to wash hands
- ★ Watering a plant daily
- ★ Winding up toys/books on daily basis
- ★ Child folding his/her own clothes
- ★ Care for animals/pet
- ★ Shoe tie
- ★ Helping in kitchen



STAY HOME! STAY SAFE

