



**BASANT VALLEY PUBLIC SCHOOL  
SECTOR - 46, GURUGRAM**

**SUMMER HOLIDAY HOMEWORK  
SESSION: 2021-22  
CLASS-M-2**



Dear Students,

Hope you and your loved ones are in a cheerful position and coping well through these strange unprecedented times.

Summer vacation is a time full of fun and enjoyment. We have planned some interesting work and activities to make you summers full of creativity.

- It is best to have a regular wake-up time and bedtime.
- Start your day with some exercises and yoga postures that you have learnt during fitness sessions.
- Keep an activity log of all your activities.
- Make your own time-table.
- Be active and help your parents in household chores.
- Limit screen time-TV, computer, and video game to the least.
- Engage in some activities like cooking, painting, dancing, singing, etc.
- It is the best time to wear your thinking caps and try your hands at DIY activities and sharpen your scientific skills.
- Spend quality time with your parents, grandparents and siblings and imbibe good mannerism and values from them.

Keeping this in mind, we have designed the Holiday Homework which help to create a nurturing and creative environment for your child. It would teach your children to work independently and would improve their basic academic skills, such as reading, writing, and spellings and would help them develop personal skills and time management.

Do's	Don'ts
<ul style="list-style-type: none"> <li>• Always start your day with prayers</li> </ul>	<ul style="list-style-type: none"> <li>• Don't sleep late in the night</li> </ul>
<ul style="list-style-type: none"> <li>• Drink lots of liquids like water, juice etc. and eat healthy food</li> </ul>	<ul style="list-style-type: none"> <li>• Don't eat junk food</li> </ul>
<ul style="list-style-type: none"> <li>• In case you go outside, wear masks, use sanitizers</li> </ul>	<ul style="list-style-type: none"> <li>• Don't go outside without your parents permission</li> </ul>
<ul style="list-style-type: none"> <li>• Wash your hands frequently</li> </ul>	<ul style="list-style-type: none"> <li>• Don't touch your eyes, nose or mouth</li> </ul>
<ul style="list-style-type: none"> <li>• Wish your elders and guests</li> </ul>	<ul style="list-style-type: none"> <li>• Don't play lots of mobile games</li> </ul>
<ul style="list-style-type: none"> <li>• Help your parents at home by putting your things in place</li> </ul>	<ul style="list-style-type: none"> <li>• Don't litter things here and there</li> </ul>

Note –

- Last Date of Submission of Holiday Homework – 5th July 2021 (Monday).

General Instructions: -

- 1) Parents are requested to only guide their children while doing the assignment.
- 2) Project Homework will be assessed on the basis of neatness, creativity and Originality of ideas.



## English

- Do practice of all letters with its phonic sound: -  
(Aa, Bb, Cc, Dd, Ff, Ii, Hh, Ll, Tt)
- Do practice of writing A-Z.

## Project Work

- Draw and cut big size English Alphabet on A3 sheet. Do any one letter from Aa, Bb, Cc, Dd, Ff, Ii, Hh, Ll, Tt and find 7 things that begin with the letter you have selected and cut 7 pictures from newspaper, old magazine and old books paste it in big letter.

## Activity

- Make a caterpillar and cut and paste all the alphabets done so far on each circle.

## Worksheet – 1

Circle the letter Dd

### Dan and the Dog

Dan did not like dogs!

Dogs were a danger.

Dogs can scare you in the dark.



Dan's dad got a dog.



Now Dan does like dogs!

Dan plays with his dog all day.

Dan's dog likes to dress up.

Dan's dog drinks from his dish.


Dan's dog digs in the dirt.

## Worksheet - 2

Circle the letter L

### The Lazy Lion

Leon was a lazy lion.  
He liked to lay in the sun.  
He liked to lay by the lake.



Leon took little naps.  
He liked to rest his legs.  
He liked to snore loudly!

Leon liked to play all day.  
He liked to laugh a lot.  
He liked to stay up late.



## Worksheet – 3

Circle the letter Aa

Aa

### The Ant and the Apple



There was a cute ant  
which had an apple.

The apple was red.

His friend the alligator  
asked him for a bite.



The ant gave him a bite.

The alligator and the ant  
ate the apple.




After they ate the apple

The ant went away

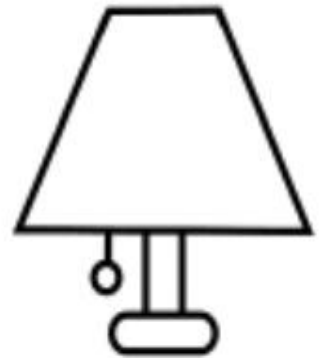
Worksheet – 4

Trace the Letters



Worksheet – 5

Color pictures that begin with L sound





## Hindi

- Practice of saying, identifying and writing: -

व, ब, त, प, क, ग, ट, ठ

- कविता याद करें: -

### आम



- गायत्री मंत्र याद करें: -

ॐ

भूर्भुवः स्वः

तत्सवितुर्वरेण्यं

भर्गो देवस्य धीमहि



धियो यो नः प्रचोदयात् ॥

## Activity


- Make any five Hindi alphabets with different pulses and grains.

### "Trace the letters"

#### Worksheet - 1





## Worksheet - 2




ग	ग	ग	ग	ग	ग
ग	ग	ग	ग	ग	ग
ग	ग	ग	ग	ग	ग
ग	ग	ग	ग	ग	ग
ग	ग	ग	ग	ग	ग
ग	ग	ग	ग	ग	ग

# Worksheet - 3

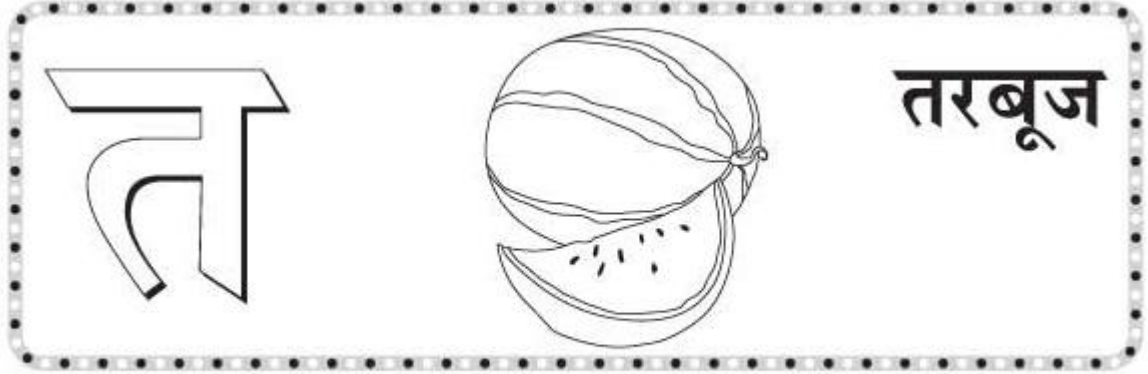


# Worksheet - 4



व	व	व	व	व	व
व	व	व	व	व	व
व	व	व	व	व	व
व	व	व	व	व	व
व	व	व	व	व	व
व	व	व	व	व	व

# Worksheet - 5



त	त	त	त	त	त
त	त	त	त	त	त
त	त	त	त	त	त
त	त	त	त	त	त
त	त	त	त	त	त
त	त	त	त	त	त

## E.V.S

- Practice your self-introduction.

### Activity

- Make a family tree.

Join the dots and colour the picture

### Worksheet – 1

## Dot to Dot




# Worksheet - 2






Worksheet - 3

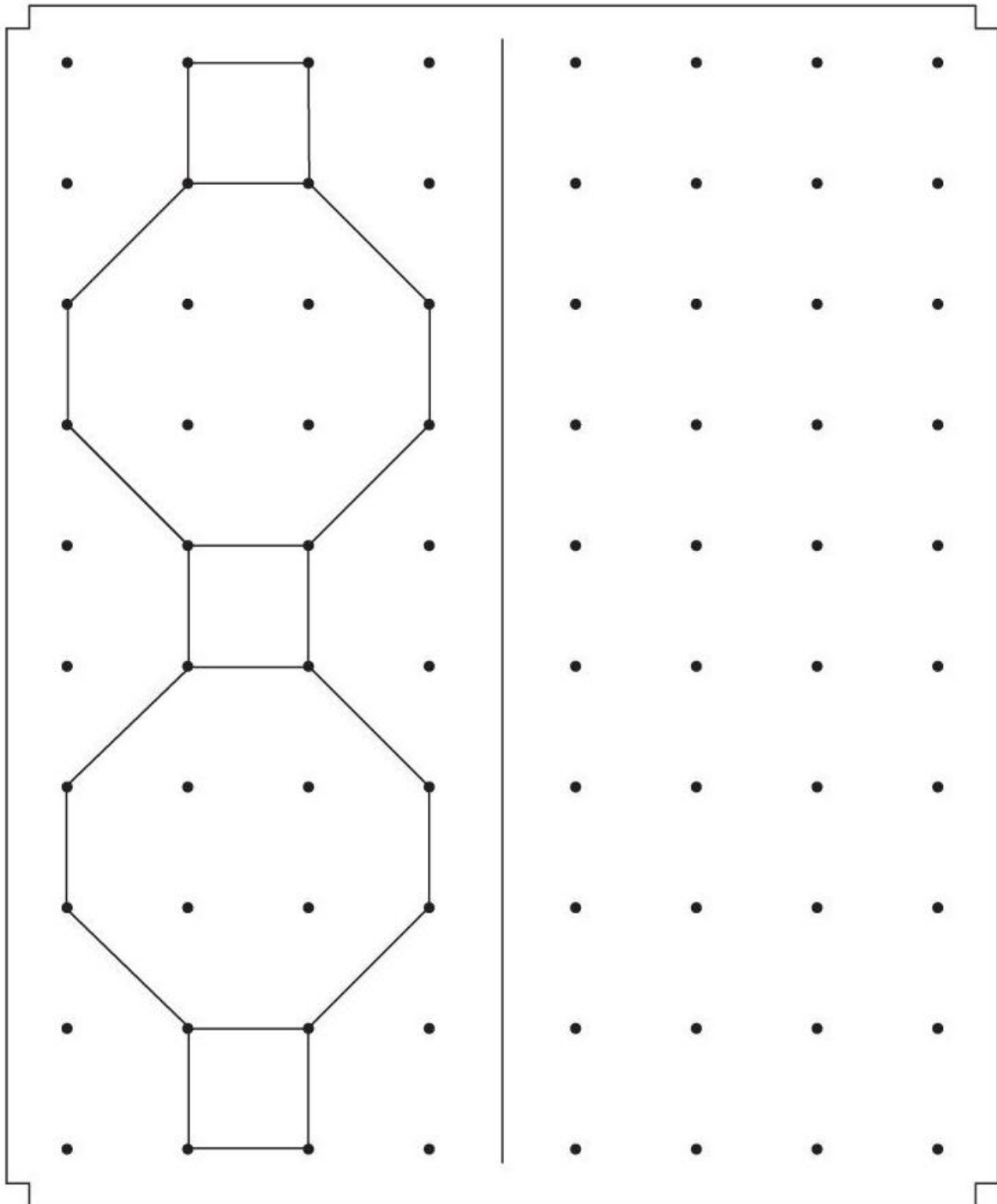


Worksheet – 4

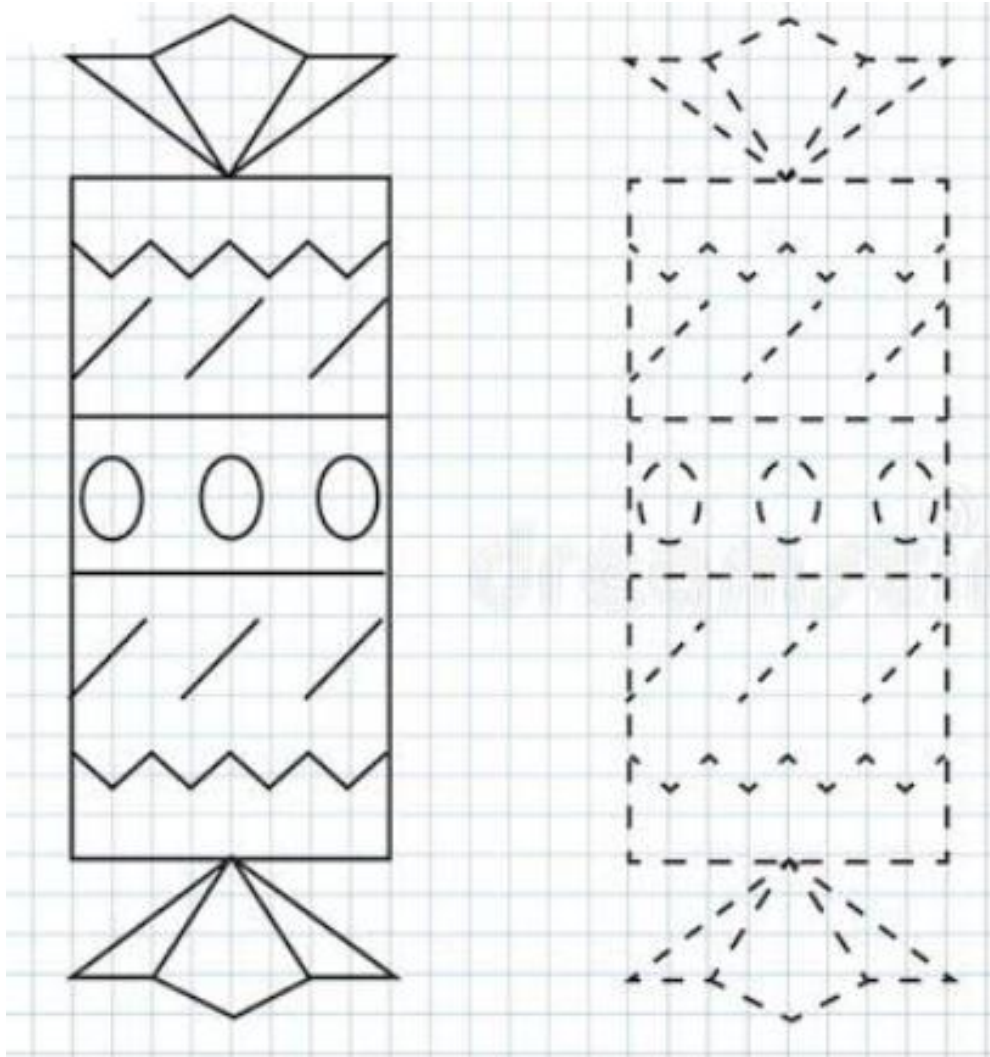


## Worksheet - 5

Join the dots in right hand column to duplicate the picture of the left hand column



# Worksheet - 6



## Maths

- Write and learn counting 1 to 10

## Activity

- Collect five different shape leaves and paste them as smallest to biggest.

## Worksheet - 1

Match the numbers with objects



4

1


2

3

5

## Worksheet – 2


Count and color the correct number of objects.



1



2




3



4



5






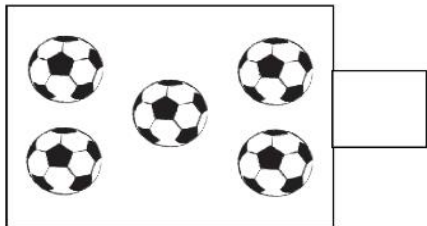



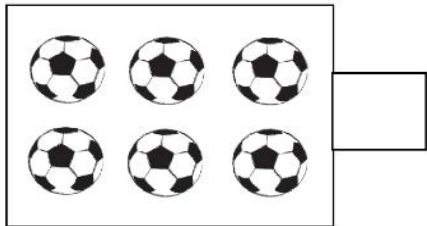


# Worksheet – 3

Trace the numbers

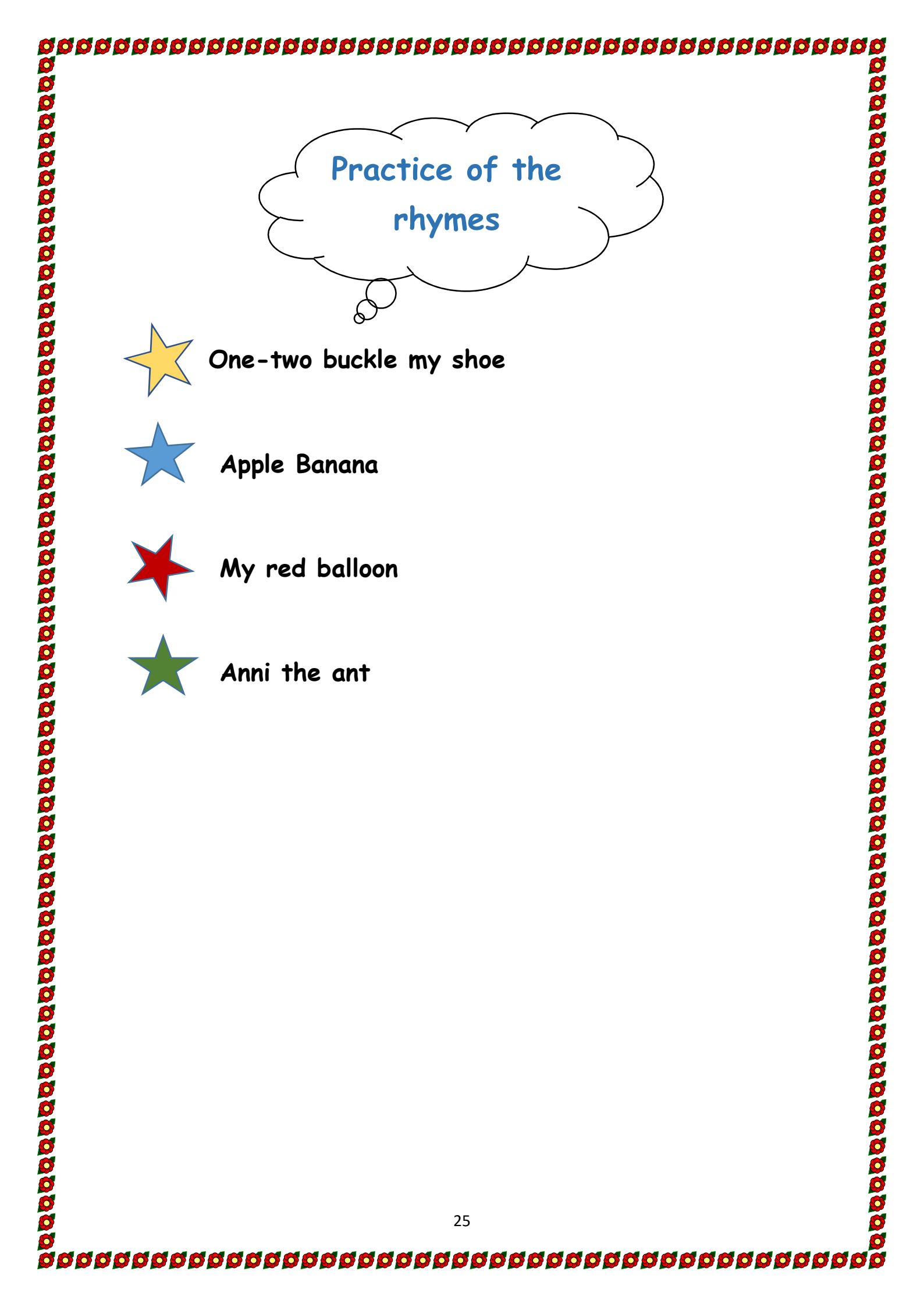
1	•	1	1	1	1	1	1
2	••	2	2	2	2	2	2
3	•••	3	3	3	3	3	3
4	••••	4	4	4	4	4	4
5	•••••	5	5	5	5	5	5
6	•••••	6	6	6	6	6	6
7	•••••	7	7	7	7	7	7
8	•••••	8	8	8	8	8	8
9	•••••	9	9	9	9	9	9
10	•••••	10	10	10	10	10	10

# Worksheet – 4

Count, write number in the box and match







Practice of the  
rhymes



One-two buckle my shoe



Apple Banana



My red balloon



Anni the ant

Encourage your child  
to do following basic  
activities: -

Eat lunch and  
breakfast on  
your own

Wind up  
their own  
toys



---

**STAY HOME! STAY SAFE**

