



BASANT VALLEY PUBLIC SCHOOL
PLOT NO - 119, SEC - 46 GURGAON
CLASS - 1st



Note – ☆ Summer Vacation will start from 13th May 2017 and school will reopen on 3rd July 2017.
☆ Kindly submit the Holiday Homework by 6th July 2017.

Dear Parent

We know you are looking forward to spend some constructive time with your child during the summer vacations. Here are some of the fun-filled activities to utilize your valuable time. We hope that you enjoy doing each activity with the child and make the holidays fruitful and exciting.

Some of the suggested activities for your child are:-

1. Get up early in the morning and see the rising sun.
2. Go for a nature walk
3. Feel the fresh air- Take a deep breath and do breathing exercise.
4. Hear the birds chirping.
5. Water the plants and feed the birds.
6. Take the child for a visit to Doll's Museum/Rail Museum.
7. Take your child out for boating and Metro Ride.
8. Whenever you are going for an outing with your child make sure you discuss about the surroundings and have an open conversation with him/her.

TIPS FOR SUMMER BREAK

Dos

- Always start your day with prayers.
- Drink lots of liquids like water, juice etc.
- Wear cap and carry an umbrella when you move out day time.
- Help your parents at home by putting your things in place.
- Wish your elders and guests.
- Always use these words – Thank you, sorry, Please, Excuse me.

Donts

- Don't watch TV for long hours
- Don't eat junk food.
- Don't play in sun



“Happy Summer Break”



“Sandy Toes, Sunburned Nose, Summer Is A Blast, The Memories Will Always Last”

ALL ABOUT

I am years old
I Live with

My Friends Are

in

I like to watch

My Favorite:

COLOR:
FOOD:
ANIMAL:

Favorite activities

BOOKS:

When I grow up
I want to be

I am Good at

Name _____

Pick the Blend

Directions: Cut and paste the right blend to finish the word.



um



og



ill



uck



ab



op



unk



ush



ink



ee



br tr dr fr gr
dr cr dr tr tr



Circle the correct homophone word that goes with each picture.



Aunt Ant



Blew Blue



Eight Ate



Boar Bore



Flour Flower



Here Hear



Buy Bye



Brake Break



Meat Meet



Inn In



Sale Sail



Mail Male

Match the picture with their word



mouse

screen

monitor

CPU

keyboard

7

Grade 1

Jumping Math!

Jump through these math problems! Add the numbers.

1.

$$\begin{array}{r} 3 \\ +5 \\ \hline \end{array}$$

2.

$$\begin{array}{r} 1 \\ +7 \\ \hline \end{array}$$

3.

$$\begin{array}{r} 1 \\ +6 \\ \hline \end{array}$$

4.

$$\begin{array}{r} 1 \\ +2 \\ \hline \end{array}$$

5.

$$\begin{array}{r} 2 \\ +7 \\ \hline \end{array}$$

6.

$$\begin{array}{r} 3 \\ +1 \\ \hline \end{array}$$

7.

$$\begin{array}{r} 6 \\ +3 \\ \hline \end{array}$$

8.

$$\begin{array}{r} 4 \\ +3 \\ \hline \end{array}$$

9.

$$\begin{array}{r} 5 \\ +2 \\ \hline \end{array}$$

10.

$$\begin{array}{r} 3 \\ +6 \\ \hline \end{array}$$

11.

$$\begin{array}{r} 3 \\ +2 \\ \hline \end{array}$$

12.

$$\begin{array}{r} 2 \\ +3 \\ \hline \end{array}$$





Name _____

Date _____

Grade _____

Number Names

Look at the names. Write the correct number(s). Put one card in to the number.

Three

13

3

12

Eight

18

11

8

Two

2

3

12

Five

50

5

15

One

1

10

5

Six

7

6

60

www.hazzard.com



Super Subtraction

Complete the subtraction problems.



$$\begin{array}{r} 2 \\ - 1 \\ \hline \end{array}$$

$$\begin{array}{r} 4 \\ - 3 \\ \hline \end{array}$$

$$\begin{array}{r} 8 \\ - 3 \\ \hline \end{array}$$

$$\begin{array}{r} 5 \\ - 2 \\ \hline \end{array}$$

$$\begin{array}{r} 3 \\ - 0 \\ \hline \end{array}$$

$$\begin{array}{r} 8 \\ - 5 \\ \hline \end{array}$$

$$\begin{array}{r} 7 \\ - 2 \\ \hline \end{array}$$

$$\begin{array}{r} 4 \\ - 1 \\ \hline \end{array}$$

$$\begin{array}{r} 9 \\ - 4 \\ \hline \end{array}$$

$$\begin{array}{r} 6 \\ - 3 \\ \hline \end{array}$$

$$\begin{array}{r} 5 \\ - 4 \\ \hline \end{array}$$

$$\begin{array}{r} 6 \\ - 1 \\ \hline \end{array}$$

$$\begin{array}{r} 2 \\ - 0 \\ \hline \end{array}$$

$$\begin{array}{r} 9 \\ - 3 \\ \hline \end{array}$$

$$\begin{array}{r} 7 \\ - 7 \\ \hline \end{array}$$

$$\begin{array}{r} 3 \\ - 1 \\ \hline \end{array}$$

$$\begin{array}{r} 8 \\ - 4 \\ \hline \end{array}$$

$$\begin{array}{r} 5 \\ - 0 \\ \hline \end{array}$$

$$\begin{array}{r} 7 \\ - 3 \\ \hline \end{array}$$

$$\begin{array}{r} 9 \\ - 2 \\ \hline \end{array}$$

Name : _____ Score : _____

Teacher : _____ Date : _____

Draw a Line From the Number to Its' Name

7

One

3

Ten

5

Seven

2

Three

0

Nine

8

Five

4

Four

9

Eight

10

Six

6

Two

1


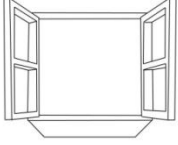
Zero




Hindi:

- आ की मात्रा के दस शब्द लिखो तथा चित्र सहित ए4 शीट पर चिपकाएँ।
- बीस सुलेख लिखे। (काँपी में लिखे)

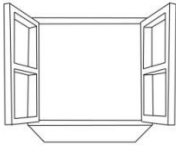
प्र 1. जिन चित्रों के नाम में 'ख' की आवाज आती है, उन्हें 'ख' से मिलाइए। साथ ही उनका नाम भी लिखिए।




ख



प्र 2. जिन चित्रों के नाम में 'ज' की आवाज आती है, उन्हें अक्षर 'ज' से मिलाइए। साथ ही उनका नाम भी लिखिए।


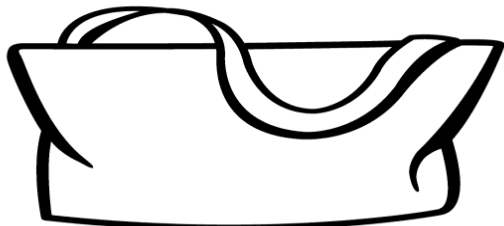


ज



प्र 3. जिन चित्रों में दिए गए अक्षर की आवाज आती है, उनमें रंग भरिए।

थ




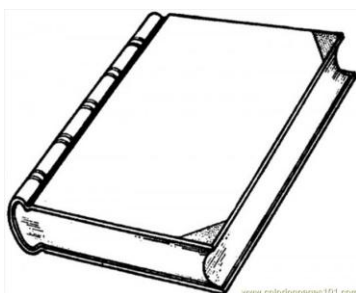

ठ



8



श



- Make your favourite cartoon character on A3 coloured sheet and paste it on cardboard then cover it with cello fin paper.